

## NATIONAL SOUTH AFRICAN PRICE INFORMATION FOR WEEK Week 36

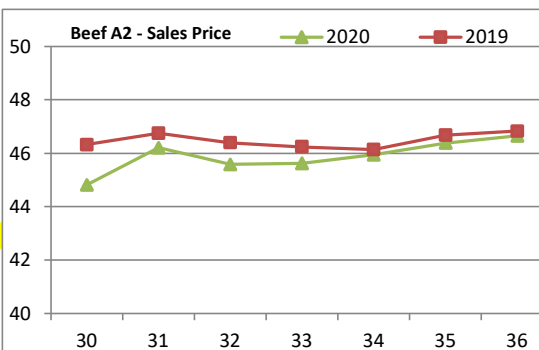
Class      Units   Avg Mass   **Avg Purch**   **Avg Selling**   Selling Min   Selling Max      From 2020/08/31 To 2020/09/06

CATTLE						
Class	Units	Avg Mass	Avg Purch	Avg Selling	Selling Min	Selling Max
Weighted 20%						
A2	8665	280,97	<b>45,73</b>	<b>46,65</b>	44,29	48,41
A3	734	290,62	<b>45,93</b>	<b>46,45</b>	43,21	48,28
AB2	524	292,43	<b>44,83</b>	<b>45,40</b>	44,29	46,38
AB3	94	303,43	<b>44,65</b>	<b>45,37</b>	44,85	46,71
B2	292	307,44	<b>41,65</b>	<b>42,74</b>	39,79	44,43
B3	52	309,62	<b>41,73</b>	<b>42,38</b>	40,70	44,53
C2	914	269,28	<b>39,72</b>	<b>40,74</b>	38,92	42,71
C3	193	301,23	<b>39,92</b>	<b>41,10</b>	39,76	42,79

Hide Feedlot	Weighted	1,35
Hide Field	Average	0,88
Dorper	ea	27,17
Merino	ea	43,57

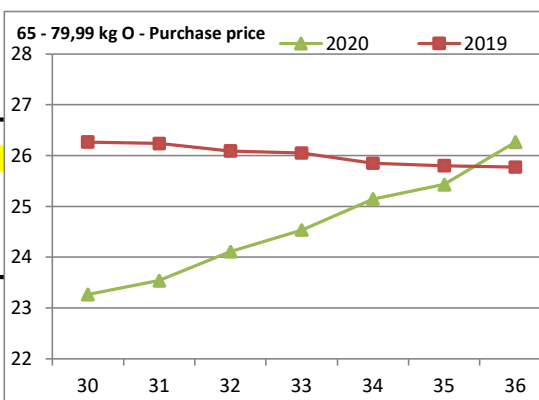
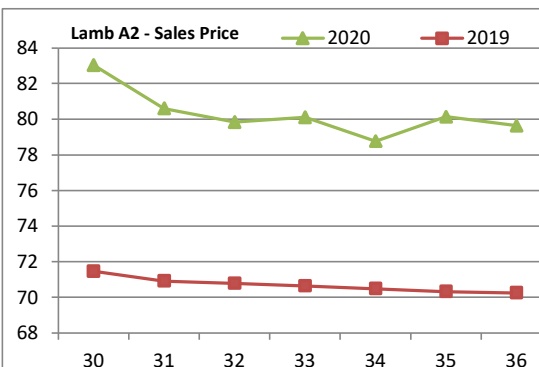
LAMB/SHEEP						
Class	Units	Avg Mass	Avg Purch	Avg Selling	Selling Min	Selling Max

Weighted 20%						
A0	13	13,90	<b>71,65</b>	<b>78,74</b>	75,43	80,28
A1	161	13,81	<b>86,92</b>	<b>77,03</b>	63,07	88,16
A2	3822	21,36	<b>87,54</b>	<b>79,63</b>	71,47	92,82
A3	560	22,52	<b>87,77</b>	<b>75,55</b>	71,05	91,42
A4	108	23,63	<b>78,70</b>	<b>66,81</b>	63,03	79,99
A5	42	19,51	<b>72,37</b>	<b>68,84</b>	60,88	78,07
A6	55	20,07	<b>71,26</b>	<b>71,69</b>	66,97	73,45
AB2	310	21,03	<b>76,40</b>	<b>73,69</b>	62,52	80,15
AB3	17	24,59	<b>74,20</b>	<b>72,20</b>	61,85	82,00
B2	513	22,49	<b>72,07</b>	<b>72,66</b>	65,96	74,64
B3	20	26,41	<b>65,07</b>	<b>62,14</b>	55,65	74,25
C2	572	25,52	<b>65,41</b>	<b>68,01</b>	62,23	69,55
C3	59	27,94	<b>65,42</b>	<b>66,74</b>	53,44	75,39



PIGS						
Class	Units	Avg Mass	Avg Purch	Purch Min	Purch Max	Weighted 20%

20 - 55,99 kg	P	1629	53,56	<b>28,07</b>	25,33	29,50
	O	46	49,41	<b>27,63</b>	22,66	29,50
	R	6	52,50	<b>26,41</b>	23,40	29,00
56 - 64,99 kg	P	1979	62,13	<b>26,82</b>	25,21	28,17
	O	167	64,10	<b>26,82</b>	25,03	28,30
	R	8	62,98	<b>24,70</b>	20,00	26,80
	C	4	65,22	<b>22,07</b>	19,74	23,00
65 - 79,99 kg	P	9077	74,80	<b>26,19</b>	25,11	27,43
	O	3058	76,26	<b>26,27</b>	24,90	28,62
	R	298	77,07	<b>25,95</b>	24,04	28,72
	C	30	74,30	<b>22,92</b>	19,66	25,31
	U	7	71,51	<b>20,49</b>	19,00	23,00
	S	2	72,65	<b>20,18</b>	16,80	23,00
80 - 99,99 kg	P	5492	86,20	<b>25,29</b>	24,84	26,08
	O	7512	87,84	<b>25,25</b>	24,75	26,04
	R	1141	89,60	<b>24,81</b>	24,06	26,96
	C	88	88,71	<b>21,71</b>	19,66	25,26
	U	11	88,41	<b>22,24</b>	18,99	25,31
	S	46	98,15	<b>24,62</b>	23,73	24,81
100k SAU	1217	133,57	<b>20,08</b>	17,56	24,15	



THIS INFORMATION IS PROTECTED AGAINST COPYING OR DISTRIBUTION WITHOUT PRIOR PERMISSION FROM THE RMAA BOARD.

FOR ENQUIRIES, PLEASE CONTACT RMAA AT TEL (012) 349 1237/8 or [info@rmaa.co.za](mailto:info@rmaa.co.za)

Disclaimer: In no event shall the RMAA be liable for any direct, special, indirect or consequential damages, or any other damages of any kind, including but not limited to loss of use, loss of profits, or loss of data, whether in an action in contract, tort (including but not limited to negligence), or otherwise, arising out of or in any way connected with the use of this information. While the RMAA takes great care in compiling the contents of this page, it is nevertheless only meant to provide non-binding general information and cannot replace detailed individual advice to help the prospective buyer make his decision. The RMAA does not guarantee that the information on these pages is up-to-date, accurate and complete.