

NATIONAL SOUTH AFRICAN PRICE INFORMATION FOR WEEK Week 10

Class Units Avg Mass **Avg Purch** **Avg Selling** Selling Min Selling Max From 2019/03/04 To 2019/03/10
CATTLE Weighted 20%

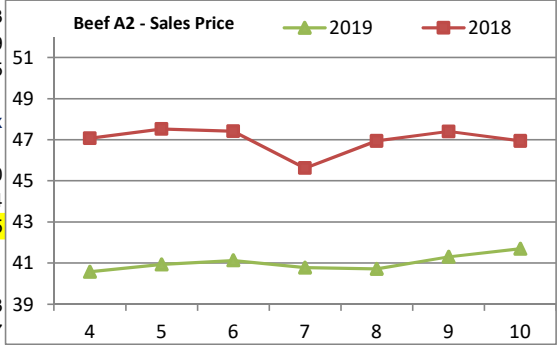
Class	Units	Avg Mass	Avg Purch	Avg Selling	Selling Min	Selling Max
A2	8699	284,45	40,59	41,70	40,45	42,68
A3	1819	298,91	40,77	41,32	40,34	42,55
AB2	413	273,52	39,54	40,39	38,97	42,81
AB3	84	291,86	39,88	43,27	39,16	59,00
B2	215	257,38	38,34	39,78	36,73	42,00
B3	33	288,74	38,94	39,11	38,84	39,83
C2	1166	261,31	38,16	41,93	35,44	53,09
C3	328	288,34	39,00	40,20	37,78	41,55

Hide Feedlot	Weighted	2,24
Hide Field	Average	1,92
Dorper	ea	31,00
Merino	ea	45,71

12 757

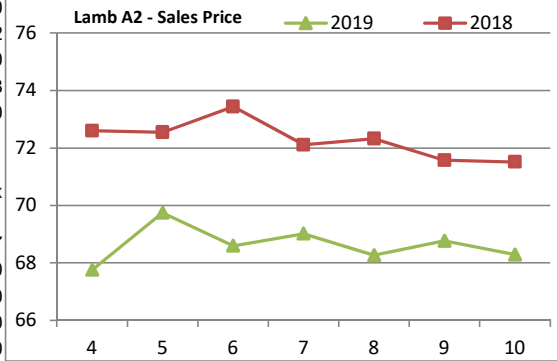
Class Units Avg Mass **Avg Purch** **Avg Selling** Selling Min Selling Max
LAMB/SHEEP Weighted 20%

Class	Units	Avg Mass	Avg Purch	Avg Selling	Selling Min	Selling Max
A0	60	14,64	49,30	60,85	56,81	62,00
A1	344	14,97	63,39	68,14	64,29	73,04
A2	7188	21,16	67,79	69,91	62,54	72,85
A3	1072	23,56	68,37	70,05	66,04	71,51
A4	129	21,08	55,16	66,50	55,15	77,21
A5	19	19,13	45,73	50,59	45,30	53,83
A6	81	19,09	46,61	49,09	44,27	52,37
AB2	125	20,14	58,94	60,54	53,99	64,00
AB3	7	20,91	55,86	62,47	60,00	67,50
B2	116	22,60	55,79	62,02	60,13	62,82
B3	10	25,31	51,69	58,48	55,85	60,00
C2	692	24,45	52,57	57,63	55,26	59,38
C3	95	28,02	52,29	57,89	54,37	62,00



Class Units Avg Mass **Avg Purch** Purch Min Purch Max
PIGS Weighted 20%

Class	Units	Avg Mass	Avg Purch	Purch Min	Purch Max
P	2125	52,50	24,17	19,79	25,57
O	132	50,27	22,80	17,32	25,50
R	15	54,56	23,84	20,00	25,00
C	7	56,31	20,80	15,00	24,50
U	1	44,70	15,00	15,00	15,00
S	1	60,40	24,50	24,50	24,50



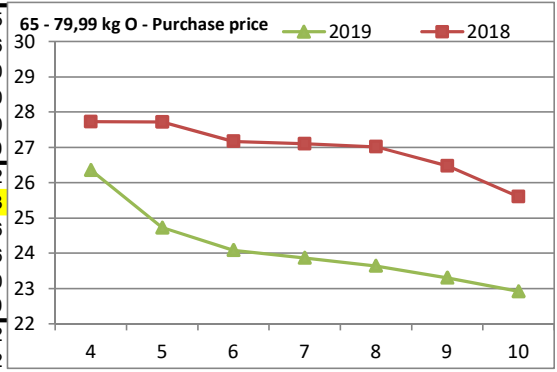
20 - 55,99 kg

56 - 64,99 kg

65 - 79,99 kg

80 - 99,99 kg

P	1549	61,24	23,60	22,03	24,95
O	290	62,82	22,58	20,27	24,26
R	54	63,27	21,00	16,74	22,30
C	10	66,42	15,64	15,00	21,60
U	2	65,10	13,50	13,50	13,50
S	5	66,80	13,50	13,50	13,50
P	8299	74,76	23,35	21,79	24,32
O	2994	75,57	22,92	21,18	24,03
R	340	75,79	22,04	19,49	23,46
C	25	77,18	16,36	9,22	20,96
U	3	83,19	16,48	12,00	19,40
S	9	77,69	14,86	13,25	18,50
P	3726	85,37	22,40	20,60	23,92
O	7056	86,40	22,33	20,88	24,12
R	1470	88,15	21,81	20,64	23,66
C	92	91,19	19,47	18,72	20,78
U	16	91,00	19,43	17,36	22,90
S	91	97,52	21,75	20,88	22,01
>100kg	1183,00	139,64	16,41	14,43	19,00



**THIS INFORMATION IS PROTECTED AGAINST COPYING OR DISTRIBUTION WITHOUT PRIOR PERMISSION FROM THE RMAA BOARD.
 FOR ENQUIRIES, PLEASE CONTACT RMAA AT TEL (012) 349 1237/8 or info@rmaa.co.za**

Disclaimer: In no event shall the RMAA be liable for any direct, special, indirect or consequential damages, or any other damages of any kind, including but not limited to loss of use, loss of profits, or loss of data, whether in an action in contract, tort (including but not limited to negligence), or otherwise, arising out of or in any way connected with the use of this information. While the RMAA takes great care in compiling the contents of this page, it is nevertheless only meant to provide non-binding general information and cannot replace detailed individual advice to help the prospective buyer make his decision. The RMAA does not guarantee that the information on these pages is up-to-date, accurate and complete.